


# FULLY INSULATED OSB SKYLIGHT UPSTAND



02081245500



[saris-extensions.co.uk](http://saris-extensions.co.uk)

***Factory-built insulated upstand designed for flat roof skylights. Provides superior energy performance, moisture resistance, and fast installation for both warm and cold roofs.***

## Key Features



- 6° natural incline for efficient drainage
- 15 mm OSB/3 structural boards (EN 300, EN 13986)



- 40 mm XPS rigid insulation core
- U-Value: 0.63 W/m<sup>2</sup>K
- Suitable for all flat roof coverings (EPDM, GRP, Torch-On Felt, Single Ply)

- Delivered in four parts ready to be assembled
- Moisture-resistant, airtight bonded construction
- Engineered for accurate skylight fit



# 2. Construction



<i>Layer</i>	<i>Specification</i>
Exterior Panels	5 mm OSB/3 Structural Board Insulation 40 mm XPS (extruded polystyrene)
Slope	6° integrated incline
Jointing	Factory-bonded airtight assembly




# 3. Thermal & Moisture Performance



<i>Property</i>	<i>Value</i>
U-Value	0.63 W/m <sup>2</sup> K
XPS Thermal Conductivity ( $\lambda_D$ )	$\leq 0.033$ W/mK
Thermal Resistance (XPS 40 mm)	1.20 m <sup>2</sup> K/W
Water Absorption WL(T)	$\leq 0.7$ vol.%
Water Absorption WD(V)	$\leq 3$ vol.%

# 4. Mechanical Performance

- OSB/3 (EN 300, EN 13986)
- Bending strength: 14.8–16.4 N/mm<sup>2</sup>
- Modulus of elasticity: 3500 N/mm<sup>2</sup>
- XPS Insulation (Class 300)
- Compressive strength:  $\geq 200$  kPa



## Benefits

- **No moisture retention (unlike rockwool).**
- **Prevents condensation around skylight opening.**
- **High thermal efficiency and airtightness.**



## 5. Fire Classification



<i>Material</i>	<i>Fire Class</i>
OSB/3	D-s2,d0 (EN 13986)
XPS	Euroclass F

*Final fire performance depends on roof build-up and finishing layers.*

## 6. Compliance

The product components comply with:


- **EN 300 (OSB/3)**
- **EN 13986:2004+A1:2015** (wood-based panels)
- **EN 13164** (XPS insulation)
- Supports compliance with UK Building Regulations:
  - **Part L** (thermal)
  - **Part C** (moisture)
  - **Part A** (structural)



# 7. Installation Notes



- Supplied as a ready-made insulated frame
- Fixings not included
- Install with 6° incline facing upwards
- Ensure roof membrane is properly sealed to upstand exterior



## 8. Typical Dimensions

- OSB wall thickness: 15 mm
- Insulation thickness: 40 mm
- Total height: depends on skylight size model
- Internal opening: manufactured to skylight specification

## 9. Packaging

- Delivered in four parts ready to be assembled
- Shrink-wrapped moisture protection